


Miniature Arms

April, 2007

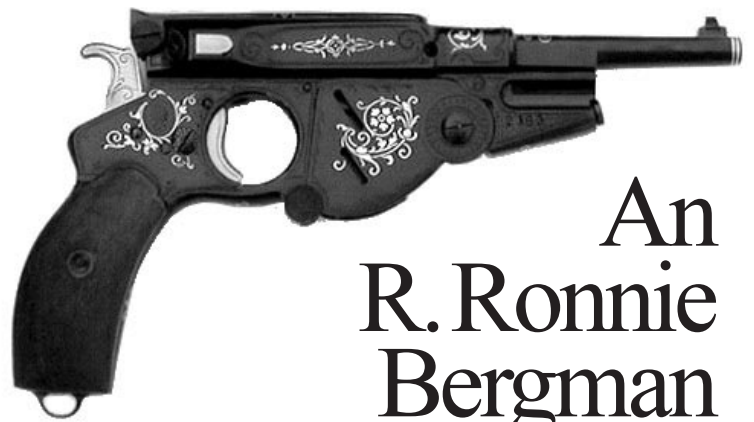
The Journal of the
Miniature Arms
Collectors/Makers
Society



The Worlds Biggest Miniature Arms Publication




Urso
Delvigne
Derringers



An
R. Ronnie
Bergman

A Sampson
Engraved



Kucer
Queen Anne

Also in this
issue:

Mini
Gatlings

Lighter
Guns

Vegas
Show News

Stan
Blashak

Kucers Show Latest at Collectors Show

ED: At the recent Collectors show in Las Vegas, The Kucers impressed everyone with their latest work. I asked Zavie if he could send me some images and information on their latest guns, and happily he sent the pictures on this page, and the following email.

Hello Bob,

Dad has just completed the Harpers Ferry, 1807 model, this was a very unique project for him because it is essentially a wood based pistol. For the past 35 plus years(!) his work, for the most part, has been on metal framed pieces. The challenges of fitting the lock and especially the curved tangs on the butt cap were an unfamiliar challenge. Dad mastered each new task and we are very proud of the result.

They are accurate down to the last detail, including the eagle and markings on the lock.

The box is made from Maccassar Ebony, and has Sterling silver corner inserts. Dad decided to make this piece because a friend complained that there was no Kucer Harpers Ferry to be had. He graciously lent us one of his originals to use as a master.

Left: Zavie Kucer, in a rare respite, standing behind, the usually crowded, display of Kucer miniatures.

Below: Mary and David Kucer enjoyed talking minis to appreciative collectors.

"Do these shoot, Dave?"



*Above (shown enlarged):
The latest from the Kucers a
Harpers Ferry, OAL 2.5"*

*Right: a closeup of the
markings on the lock.*





Left (shown slightly enlarged) Zavie Kucers' work in progress a Colt Sheriffs model. Below is the gun actual size.



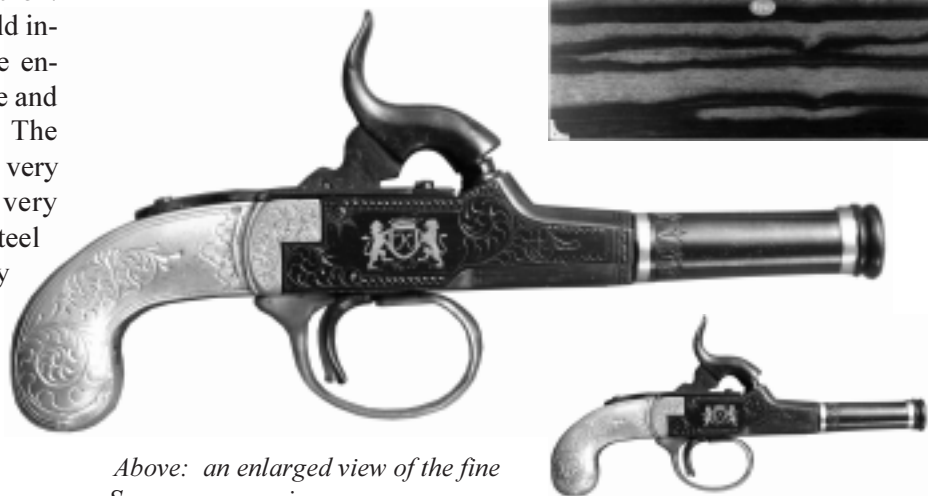
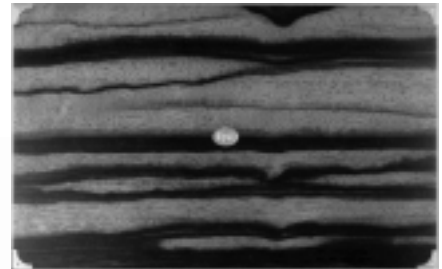
I am in the final stages of my second project, a Colt Sheriffs model. It is a peacemaker without an ejector and has a short barrel. The idea behind this design is that the lack of mass and sharp edges make for a fire-arm that is quicker and easier to draw. Connoisseurs of the peacemaker will appreciate that the frame is an old style fluted, forged style frame. I chose this piece because I feel it is a natural progression in my journey as a miniaturist.



Below. The ebony box with kucer emblem in the center.

You may recall that Dad's previous project was the Queen Anne's box lock. Well I sent off a pair to Roger Sampson to do his magic on. He did a fabulous job on the gold inlay of our Kucer emblem. The engraving on the rest of the handle and trigger guard are sumptuous. The pair is in an ebony box. We are very proud to have them and are very grateful for Rogers work. The steel parts are blued and that really sets off the gold inlay. It is too bad that the journal isn't in color, I'll put some high resolution pictures on our website.

Above (shown actual size): a cased set of Roger Sampson engraved, Kucer Queen Anne's percussion pistols.



Above: an enlarged view of the fine Sampson engraving. Right: the gun shown actual size.

Regards
Zavie Kucer